

E A S E

A Way of Life

VANGUARD®
FURNITURE

EASE

A Way of Life

Ease by Vanguard offers a new direction in livable design. It's the well-tailored sofa that looks amazing but doesn't feel too precious to use. It's the cozy comfort you want to relax into, blended with the refined silhouette that complements your home decor. It's the thoughtful evolution of product design that combines the best of everything — comfort, style, sophistication — in a whole new way.

With Ease, you can choose from curated selections of silhouettes, fabrics, legs, finishes and cushion options to create your ultimate *Stocked*, *Tailored* or *Custom* sofa, chair or sectional. Whatever your style, the look you create is sure to become a favorite. It's a way of life where you're surrounded with furnishings that make you happy on every level, with Ease.





T3V150-2S Thea Sofa (Stocked Ease). Fabric: Village Ink; two standard 7"x21" arm pillows (2" border plain stitch).
Round Tapered Wood Leg in Flaxen Stone finish.

THEA SERIES



STOCKED EASE

V150-2S Sofa

V150-CH Chair

Fabric number is prefix to
style number (Ex: T1V150-2S)

TAILORED EASE

V150-S Sofa

V150-1S Sofa

V150-2S Sofa

V150-CH Chair

V150-OT Ottoman

Nails optional* on base

CUSTOM EASE

V150-S Sofa

V150-1S Sofa

V150-2S Sofa

V150-CH Chair

V150-OT Ottoman

Nails optional* on base

**Optional charges may apply.*



THEA SOFA

Overall: W 86 D 37 H 33 Inside: W 78 D 22.5 H 14 Arm: H 24.5 Seat: H 19
Seat Cushions: Border-Plain Seam, Feather Blend
Back Pillows: Knife Edge-Plain Seam, Feather Blend
Throw Pillows: Two 7"x21" Arm Pillows (2" border plain stitch), 95/5 Down

◆ **T3V150-2S Thea Sofa (Stocked Ease)**. Fabric: Village Ink; two standard 7"x21" arm pillows (2" border plain stitch).
Round Tapered Wood Leg in Flaxen Stone finish.





V150-CH Thea Chair (Tailored Ease). Fabric: Keland Pewter. Optional* Sled Metal Leg in standard Flat Black finish. *Optional charges may apply.

THEA SERIES



TAILORED EASE

V150-CH Thea Chair

Fabric: Faithful Cloud

Leg Option: Round Tapered Acrylic Leg

Brushed Nickel Cap on Leg

Nails optional* on base

**Optional charges may apply.*



TAILORED EASE

V150-CH Thea Chair

Fabric: Keland Pewter

Leg Option: Sled Metal Leg

Finish: Flat Black (standard)

Metal finish options available (additional charge)

Nails optional* on base

**Optional charges may apply.*



TAILORED EASE

V150-CH Thea Chair

Fabric: Rodwell Marina

Leg Option: Round Traditional Wood Leg with
Ferrules in Brushed Nickel

Antique Bronze and Satin Brass Ferrules also available

Finish: Wrenn

Nails optional* on base

**Optional charges may apply.*



THEA CHAIR

Overall: W 31.5 D 37 H 33 Inside: W 24 D 22.5 H 14 Arm: H 24.5 Seat: H 19

Seat Cushions: One Border-Plain Seam, Feather Blend

Back Pillows: One Knife Edge-Plain Seam, Feather Blend

👁️ **T3V150-CH Thea Chair (Stocked Ease)**. Fabric: Village Ink. Round Tapered Wood Leg in Flaxen Stone finish.





V151-1S Pax Sofa (Tailored Ease). Fabric: Ike Snow; two standard 28" throw pillows (square corner plain stitch) in Hollis Mist. Optional* Sled Metal Leg in optional* Dupree finish. *Optional charges may apply.

PAX SERIES



STOCKED EASE

Not Available

TAILORED EASE

V151-S Sofa

V151-1S Sofa

V151-2S Sofa

Nails optional* on base

CUSTOM EASE

V151-S Sofa

V151-1S Sofa

V151-2S Sofa

Nails optional* on base

**Optional charges may apply.*



PAX SOFA

Overall: W 86 D 34 H 29.5 Inside: W 80 D 23.5 H 10 Arm: H 27.5 Seat: H 19.5

Seat Cushions: Border-Plain Seam, Feather Blend

Back Pillows: Tight Back, Poly Dacron

Throw Pillows: Two 28" (square corner plain stitch), 95/5 Down

◆ **V151-1S Pax Sofa (Tailored Ease)**. Fabric: Ike Snow; two standard 28" throw pillows (square corner plain stitch) in Hollis Mist. Optional* Sled Metal Leg in optional* Dupree finish. *Optional charges may apply.





V153-S Shiloh Sofa (Tailored Ease). Fabric: Remi Cotton; two standard 21" throw pillows (square corner plain stitch) in Linus Slate.
*Optional Corner Metal Leg in Brushed Nickel finish. *Optional charges may apply.

SHILOH SERIES



STOCKED EASE

Not Available

TAILORED EASE

V153-S Sofa

Nails optional* on base

CUSTOM EASE

V153-S Sofa

Nails optional* on base

**Optional charges may apply.*



SHILOH SOFA

Overall: W 92 D 36 H 32.5 Inside: W 74 D 22 H 14.5 Arm: H 29.5 Seat: H 19.5

Seat Cushions: Tight Seat, Poly Dacron

Back Pillows: Border-Plain Seam, Feather Blend

Throw Pillows: Two 21" (square corner plain stitch), 95/5 Down

◆ **V153-S Shiloh Sofa (Tailored Ease)**. Fabric: Remi Cotton; two standard 21" throw pillows (square corner plain stitch) in optional* Ebba Dune. Optional* Corner Metal Leg in Brushed Nickel finish. *Optional charges may apply.





V154-1S Tess Sofa (Tailored Ease). Fabric: Callaloo Natural; two standard 21" throw pillows (square corner plain stitch) in Albert Natural. Optional* Corner Metal Leg in Brushed Nickel finish. *Optional charges may apply.

TESS SERIES



STOCKED EASE

Not Available

TAILORED EASE

V154-S Sofa

V154-1S Sofa

V154-2S Sofa

Nails optional* on base

CUSTOM EASE

V154-S Sofa

V154-1S Sofa

V154-2S Sofa

Nails optional* on base

**Optional charges may apply.*



TESS SOFA

Overall: W 92.5 D 35 H 29 Inside: W 77 D 23.5 H 10 Arm: H 23 Seat: H 19

Seat Cushions: Border-Plain Seam, Feather Blend

Back Pillows: Tight Back, Poly Dacron

Throw Pillows: Two 21" (square corner plain stitch), 95/5 Down

◆ **V154-1S Tess Sofa (Tailored Ease)**. Fabric: Callaloo Natural; two standard 21" throw pillows (square corner plain stitch) in Albert Natural. Optional* Corner Metal Leg in Brushed Nickel finish.**Optional charges may apply.*





T2V155-1S Wynne Sofa (Stocked Ease). Fabric: Jack Linen; two standard 21" throw pillows (square corner plain stitch); two extra* MPS23 pillows (square corner plain seam) in Woodley Dune. *Optional charges may apply.

WYNNE SERIES



STOCKED EASE

V155-1S Sofa

V155-SW Swivel Chair

Fabric number is prefix to
style number (Ex: T1V155-1S)

TAILORED EASE

V155-S Sofa

V155-1S Sofa

V155-2S Sofa

V155-CH Chair

V155-OT Ottoman

V155-SW Swivel Chair

Nails optional* in single row on base;
double row on arm borders

CUSTOM EASE

V155-S Sofa

V155-1S Sofa

V155-2S Sofa

V155-CH Chair

V155-OT Ottoman

V155-SW Swivel Chair

Nails optional* in single row on base;
double row on arm borders

**Optional charges may apply.*



WYNNE SOFA

Overall: W 82 D 38 H 34 Inside: W 76.5 D 22.5 H 14.5 Arm: H 26.5 Seat: H 19.5
Seat Cushions: Border-Plain Seam, Feather Blend
Back Pillows: Border-Plain Seam, Feather Blend
Throw Pillows: Two 21" (square corner plain stitch), 95/5 Down
Gentle Concave Curved Front To the Floor, No Leg Options

👁️ **T2V155-1S Wynne Sofa (Stocked Ease)**. Fabric: Jack Linen; two standard 21" throw pillows (square corner plain stitch).

WYNNE SERIES



TAILORED EASE

V155-CH Wynne Chair

Fabrics (combination*): Ward Deep Sea (body);
Varsity Midnight (outarms and outback)

Nail Trim: optional* #9 in Stainless (single row on
base; double row on arm borders)

**Optional charges may apply.*



STOCKED EASE

T4V155-SW Wynne Swivel Chair

Fabric: Tatz Natural (T4)



TAILORED EASE

V155-SW Wynne Swivel Chair

Fabric: Village Otter

Nail Trim: optional* #9 in Stainless (single row on
base; double row on arm borders)

**Optional charges may apply.*



WYNNE CHAIR

Overall: W 31.5 D 38 H 34 Inside: W 25 D 22.5 H 15 Arm: H 25 Seat: H 19

Seat Cushions: One Border-Plain Seam, Feather Blend

Back Pillows: One Border-Plain Seam, Feather Blend

◆ **V155-CH Wynne Chair (Tailored Ease)**. Fabric: Thelma Metal. Nail Trim: optional* #9 in Stainless (single row on base; double row on arm borders). *Optional charges may apply.





T1V156-S Cora Sofa (Stocked Ease). Fabric: Callaloo Cotton; two standard 18" throw pillows (square corner plain stitch).

CORA SERIES



STOCKED EASE

V156-S Sofa

V156-SW Swivel Chair

Fabric number is prefix to
style number (Ex: T1V156-S)

TAILORED EASE

V156-S Sofa

V156-1S Sofa

V156-2S Sofa

V156-CH Chair

V156-OT Ottoman

V156-SW Swivel Chair

Nails optional* on base

CUSTOM EASE

V156-S Sofa

V156-1S Sofa

V156-2S Sofa

V156-CH Chair

V156-OT Ottoman

V156-SW Swivel Chair

Nails optional* on base

**Optional charges may apply.*



CORA SOFA

Overall: W 82 D 39 H 32 Inside: W 77 D 23.5 H 13 Arm: H 28 Seat: H 19

Seat Cushions: Border-Plain Seam, Feather Blend

Back Pillows: Knife Edge-Plain Seam, Feather Blend

Throw Pillows: Two 18" (square corner plain stitch), 95/5 Down
To the Floor, No Leg Options

👁️ **T1V156-S Cora Sofa (Stocked Ease).** Fabric: Callaloo Cotton; two standard 18" throw pillows (square corner plain stitch).

CORA SERIES



STOCKED EASE

T5V156-SW Cora Swivel Chair
Fabric: Keland Pewter (T5)



TAILORED EASE

V156-SW Cora Swivel Chair
Fabric: Konza Ivory

Nails optional* on base
**Optional charges may apply.*



CUSTOM EASE

V156-SW Cora Swivel Chair
Fabric: Tribeca Mineral

Nails optional* on base
**Optional charges may apply.*



CORA CHAIR

Overall: W 29 D 39 H 32 Inside: W 24 D 23.5 H 13 Arm: H 28 Seat: H 19

Seat Cushions: One Border-Plain Seam, Feather Blend

Back Pillows: One Knife Edge-Plain Seam, Feather Blend

👁 V156-CH Cora Chair (**Tailored Ease**). Fabric: Village Midnight. Nail Trim: optional* #9 in Stainless (base). *Optional charges may apply.





T4V157-2S Josie Sofa (Stocked Ease). Fabric: Tatz Natural; two standard 21" throw pillows (square corner plain stitch).
Round Tapered Wood Leg in Flaxen Stone finish.

JOSIE SERIES



STOCKED EASE

V157-2S Sofa

V157-CH Chair

Fabric number is prefix to
style number (Ex: T1V157-2S)

TAILORED EASE

V157-S Sofa

V157-1S Sofa

V157-2S Sofa

V157-CH Chair

V157-OT Ottoman

Nails optional* on base

CUSTOM EASE

V157-S Sofa

V157-1S Sofa

V157-2S Sofa

V157-CH Chair

V157-OT Ottoman

Nails optional* on base

**Optional charges may apply.*



JOSIE SOFA

Overall: W 86.5 D 40 H 34 Inside: W 78 D 23 H 15.5 Arm: H 25 Seat: H 19

Seat Cushions: Border-Plain Seam, Feather Blend

Back Pillows: Border-Plain Seam, Feather Blend

Throw Pillows: Two 21" (square corner plain stitch), 95/5 Down

◆ **T4V157-2S Josie Sofa (Stocked Ease)**. Fabric: Tatz Natural; two standard 21" throw pillows (square corner plain stitch).
Round Tapered Wood Leg in Flaxen Stone finish.





V157-CH Josie Chair (Tailored Ease). Fabric: Rodriguez Sky. Optional*
Corner Metal Leg in Soft Brass finish. *Optional charges may apply.

JOSIE SERIES



STOCKED EASE

T2V157-CH Josie Chair
Fabric: Jack Linen (T2)
Round Tapered Wood Leg
Finish: Flaxen Stone



TAILORED EASE

V157-CH Josie Chair
Fabric: Village Ink
Leg Option: Round Tapered Wood Leg with Grooves
Finish: Dove Gray

Nails optional* on base
**Optional charges may apply.*



TAILORED EASE

V157-CH Josie Chair
Fabric: Keland Pewter
Leg Option: Corner Metal Leg
Finish: Brushed Nickel

Nails optional* on base
**Optional charges may apply.*



JOSIE CHAIR

Overall: W 31.5 D 40 H 34 Inside: W 23 D 23 H 15.5 Arm: H 25 Seat: H 19

Seat Cushions: One Border-Plain Seam, Feather Blend

Back Pillows: One Border-Plain Seam, Feather Blend

◆ V157-CH Josie Chair (**Tailored Ease**). Fabric: Rodriguez Sky. *Optional Corner Metal Leg in Satin Brass finish. *Optional charges may apply.





T5V110 Dove Modular Sectional (Stocked Ease): T5V110-CC Corner Chairs (2); T5V110-AC Armless Chairs (3); T5V110-B Bumper.
Fabric: Keland Pewter; three standard 10.5"x27" kidney pillows (knife-edge); two standard 10.5"x20" kidney pillows (knife-edge);
two extra* MPS23 pillows (square corner plain seam) in Hardy Navy. *Optional charges may apply.

DOVE SERIES



V110-AC ARMLESS CHAIR

Overall: W 36.5 D 36.5 H 32 Inside: W 23 D 23 H 14 Seat: H 18
Throw Pillows: One 10.5"x27" Kidney (knife-edge)



V110-CC CORNER CHAIR

Overall: W 36.5 D 36.5 H 32 Inside: W 27 D 23 H 14 Seat: H 18
Throw Pillows: One 10.5"x20" Kidney (knife-edge)



V110-B BUMPER

Overall: W 36.5 D 36.5 H 18

STOCKED EASE

V110-AC Armless Chair
V110-B Bumper
V110-CC Corner Chair
Fabric number is prefix to style number (Ex: T1V110-AC)

TAILORED EASE

V110-AC Armless Chair
V110-B Bumper
V110-CC Corner Chair
Nails optional* on base

CUSTOM EASE

V110-AC Armless Chair
V110-B Bumper
V110-CC Corner Chair
Nails optional* on base

**Optional charges may apply.*



DOVE MODULAR SECTIONAL

Seat Cushions: Border-Plain Seam, Envision Down

Back Pillows: Knife Edge-Plain Seam, Feather Lux

Throw Pillows: 10.5"x27" Kidneys (knife-edge) and 10.5"x20" Kidneys (knife-edge), 95/5 Down

🔗 **T5V110 Dove Modular Sectional (Stocked Ease): T5V110-CC Corner Chairs (2); T5V110-AC Armless Chairs (3); T5V110-B Bumper.**

Fabric: Keland Pewter; three standard 10.5"x27" kidney pillows (knife-edge); two standard 10.5"x20" kidney pillows (knife-edge).





Left to Right: **V105-OT Nola Ottoman**. Fabric: Silvia Space Blue. Finish: Wrenn. **V106C-OT Milo Cocktail Ottoman**. Fabric: Pratt Pewter.



NOLA OTTOMAN

Overall: W 22 D 22 H 19.5
Seat Cushion: Tight Seat, Poly Dacron
Wood Base

◆ V105-OT Nola Ottoman. Fabric: Neela Fog. Finish: Wrenn.



MILO COCKTAIL OTTOMAN

Overall: W 34.5 D 34.5 H 19.5
Seat Cushion: Tight Seat, Poly Dacron
Nail Trim: optional with charge (base)

◉ V106C-OT Milo Cocktail Ottoman. Fabric: Pratt Pewter.

MPS23 Pillows (clockwise from left)
(square corner plain seam) in Robert Sand, Wowzers Flannel, Warrens Multi, Worthy Indigo, Eddy Flannel, Visa Ebony, Marty Indigo, Cyler Indigo, William Pale Blue, Woodley Dune and Rapper Tuxedo. **V106C-OT Milo Cocktail Ottoman.** Fabric: Pratt Pewter.
**Optional charges may apply.*



EASE PILLOWS

All Ease MPS23 throw pillows can be purchased separately and are 23" (square corner plain seam) with 95/5 Down Fill.



Cylar Indigo



Eddy Flannel



Marty Indigo



Rapper Tuxedo



Robert Sand



Visa Ebony



Warrens Multi



William Pale Blue




Woodley Dune



Worthy Indigo



Wowzers Flannel



Ease Fabrics (top to bottom):
Keland Pewter, Callaloo Cotton,
Village Ink, Jack Linen and
Tatz Natural.

STOCKED EASE


1 SELECT ANY STOCKED EASE FRAME

2 SELECT FROM FIVE PERFORMANCE FABRICS


3 ADD THE STANDARD ROUND TAPERED WOOD LEG IN FLAXEN STONE FINISH*




CALLALOO COTTON (T1)



JACK LINEN (T2)



VILLAGE INK (T3)



TATZ NATURAL (T4)



KELAND PEWTER (T5)



Round Tapered Wood Leg in Flaxen Stone Finish

NOTE: All Stocked Ease styles must be ordered with the Fabric Number preceding the Style Number (ex: T1V150-2S Thea Sofa in Callaloo Cotton).



THEA

T3V150-2S Sofa (*Village Ink*) & T3V150-CH Chair (*Village Ink*)
Available in all five performance fabrics.



WYNNE

T2V155-1S Sofa (*Jack Linen*) and T4V155-SW Swivel Chair (*Tatz Natural*)
Available in all five performance fabrics.



CORA

T1V156-S Sofa (*Callaloo Cotton*) and T5V156-SW Swivel Chair (*Keland Pewter*)
Available in all five performance fabrics.



JOSIE

T4V157-2S Sofa (*Tatz Natural*) and T2V157-CH Chair (*Jack Linen*)
Available in all five performance fabrics.



DOVE MODULAR SECTIONAL

T5V110-AC Armless Chair, T5V110-CC Corner Chair,
T5V110-B Bumper (*Keland Pewter*)
Available in all five performance fabrics.

*Round Tapered Wood Leg in Flaxen Stone finish only. Note: some styles do not require a leg.

TAILORED EASE

1 SELECT ANY
TAILORED EASE
FRAME

2 SELECT A
LEG OPTION
AND FINISH*

3 SELECT FROM 40+
EASE PERFORMANCE
FABRIC OPTIONS

4 ADD AN
OPTIONAL*
NAIL TRIM



Round Traditional
Wood Leg
with Ferrule[‡]



Round
Transitional
Wood Leg



Round Tapered
Wood Leg
with Grooves



Round Tapered
Wood Leg



Round Tapered
Wood Leg
with Ferrule[‡]



Corner Metal Leg
*Brushed Nickel
or Soft Brass*



Round Tapered
Metal Leg
*Brushed Nickel
or Soft Brass*



Slanted
Metal Leg
*Brushed Nickel
or Soft Brass*



Round Tapered
Acrylic Leg
Brushed Nickel Cap



Sled Metal Leg
*Flat Black standard
(metal finish options
with upcharge)*



Personalized Finishes Available on Wood Legs (stain, paint, metallic paint, MIY paint, artisan wood, premium leaf)

[‡]Ferrules available in Antique Bronze, Brushed Nickel or Satin Brass.

THEA

V150-S Sofa
V150-1S Sofa
V150-2S Sofa
V150-CH Chair
V150-OT Ottoman

Nails optional on base*



V150-2S Thea Sofa

Fabric: Village Ink. Round Tapered Wood Leg in
Flaxen Stone finish. (Stocked Ease)



V150-CH Thea Chair
Fabric: Faithful Cloud.
Round Tapered Acrylic Leg.
(Tailored Ease)



V150-CH Thea Chair
Fabric: Rodwell Marina. Round Traditional
Wood Leg in Wrenn finish with Ferrules in
Brushed Nickel finish. (Tailored Ease)



V150-CH Thea Chair
Fabric: Keland Pewter. Sled
Metal Leg in standard Flat
Black finish. (Tailored Ease)

PAX

V151-S Sofa
V151-1S Sofa
V151-2S Sofa

Nails optional on base*



V151-1S Pax Sofa

Fabric: Ike Snow; throw pillows in Hollis Mist.
Sled Metal Leg in optional* Dupree finish.
(Tailored Ease)



V151-1S Pax Sofa

Fabric: Vault Plum; throw pillows in Kasey Stone.
Round Tapered Acrylic Leg. (Custom Ease)

SHILOH

V153-S Sofa

Nails optional on base*



V153-S Shiloh Sofa

Fabric: Remi Cotton; throw pillows in Ebba Dune. Corner Metal
Leg in Soft Brass finish. (Tailored Ease)



V153-S Shiloh Sofa

Fabric: Henri Dove; throw pillows in Linus Slate.
Round Tapered Acrylic Leg. (Tailored Ease)

*Refer to leg style for finish options. Note: some styles do not require a leg. Nail trim is optional with a charge. Optional charges may apply.

TESS

V154-S Sofa
V154-1S Sofa
V154-2S Sofa

Nails optional* on base



V154-1S Tess Sofa

Fabric: Village Tuscany. Corner Metal Leg in Brushed Nickel finish. (Tailored Ease)



V154-1S Tess Sofa

Fabric: Callaloo Natural; throw pillows in Albert Natural. Corner Metal Leg in Brushed Nickel finish. (Tailored Ease)

WYNNE

V155-S Sofa
V155-1S Sofa
V155-2S Sofa
V155-CH Chair
V155-OT Ottoman
V155-SW Swivel Chair

Nails optional* in single row on base; double row on arm borders



V155-1S Wynne Sofa

Fabric: Jack Linen. (Stocked Ease)



V155-CH Wynne Chair

Fabrics (combination*): Ward Deep Sea (body); Varsity Midnight (outarms, outback). Optional* #9 nail trim in Stainless. (Custom Ease)



V155-SW Wynne Swivel Chair

Fabric: Village Otter. Optional* #9 nail trim in Stainless. (Tailored Ease)

CORA

V156-S Sofa
V156-1S Sofa
V156-2S Sofa
V156-CH Chair
V156-OT Ottoman
V156-SW Swivel Chair

Nails optional* on base



V156-S Cora Sofa

Fabric: Henri Dove. (Tailored Ease)



V156-1S Cora Sofa

Fabric: Rodriguez Ivory. (Tailored Ease)



V156-SW Cora Swivel Chair

Fabric: Tribeca Mineral. (Custom Ease)

JOSIE

V157-S Sofa
V157-1S Sofa
V157-2S Sofa
V157-CH Chair
V157-OT Ottoman

Nails optional* on base



V157-S Josie Sofa

Fabric: Keland Pewter. Corner Metal Leg in Brushed Nickel finish. (Tailored Ease)



V157-CH Josie Chair

Fabric: Village Ink. Round Tapered Wood Leg with Grooves in Dove Gray finish. (Tailored Ease)



V157-CH Josie Chair

Fabric: Keland Pewter. Round Tapered Metal Leg in Brushed Nickel finish. (Tailored Ease)



V157-CH Josie Chair

Fabric: Rodriguez Sky. Corner Metal Leg in Soft Brass finish. (Tailored Ease)

DOVE

V110-AC Armless Chair
V110-B Bumper
V110-CC Corner Chair

Nails optional* on base



V110 Dove Modular Sectional (V110-AC, V110-CC, V110-B)

Fabric: Keland Pewter. (Stocked Ease)

CUSTOM EASE

1 SELECT ANY
CUSTOM EASE
FRAME

2 SELECT A
LEG OPTION
AND FINISH*

3 SELECT ANY
VANGUARD
FABRIC

4 ADD AN
OPTIONAL*
NAIL TRIM

5 SELECT ANY
VANGUARD
CUSHION*



Round Traditional
Wood Leg
with Ferrule[‡]



Round
Transitional
Wood Leg



Round Tapered
Wood Leg
with Grooves



Round Tapered
Wood Leg



Round Tapered
Wood Leg
with Ferrule[‡]



Corner Metal Leg
*Brushed Nickel
or Soft Brass*



Round Tapered
Metal Leg
*Brushed Nickel
or Soft Brass*




Slanted
Metal Leg
*Brushed Nickel
or Soft Brass*



Round Tapered
Acrylic Leg
Brushed Nickel Cap



Sled Metal Leg
*Flat Black standard
(metal finish options
with upcharge)*

 Personalized Finishes Available on Wood Legs (stain, paint, metallic paint, MIY paint, artisan wood, premium leaf)

[‡]Ferrules available in Antique Bronze, Brushed Nickel or Satin Brass.

CUSTOM EASE FRAMES

DOVE

V110-AC Armless Chair
V110-B Bumper
V110-CC Corner Chair
Nails optional on base*

THEA

V150-S Sofa
V150-1S Sofa
V150-2S Sofa
V150-CH Chair
V150-OT Ottoman
Nails optional on base*

PAX

V151-S Sofa
V151-1S Sofa
V151-2S Sofa
Nails optional on base*

SHILOH

V153-S Sofa
Nails optional on base*

TESS

V154-S Sofa
V154-1S Sofa
V154-2S Sofa
Nails optional on base*

WYNNE

V155-S Sofa
V155-1S Sofa
V155-2S Sofa
V155-CH Chair
V155-OT Ottoman
V155-SW Swivel Chair
Nails optional in single row on base;
double row on arm borders*

CORA

V156-S Sofa
V156-1S Sofa
V156-2S Sofa
V156-CH Chair
V156-OT Ottoman
V156-SW Swivel Chair
Nails optional on base*

JOSIE

V157-S Sofa
V157-1S Sofa
V157-2S Sofa
V157-CH Chair
V157-OT Ottoman
Nails optional on base*



CREATE YOUR OWN
CUSTOM LOOK

with hundreds of personalized options to choose from



*Refer to leg style for finish options. Note: some styles do not require a leg. Nail trim is optional with a charge. See Ease Price List for cushion options.



VANGUARD®
FURNITURE

Post Office Box 2187 | Hickory, North Carolina 28603 | phone 828.328.5631

WWW.VANGUARDFURNITURE.COM